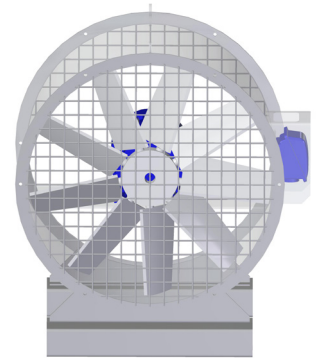
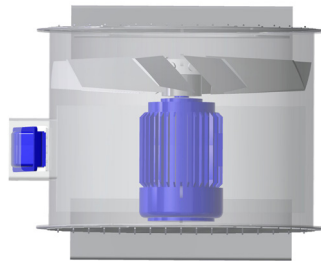
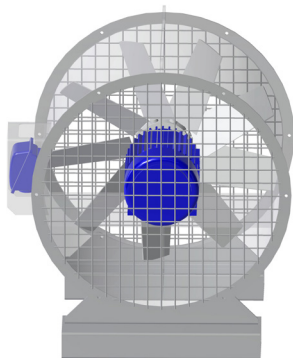
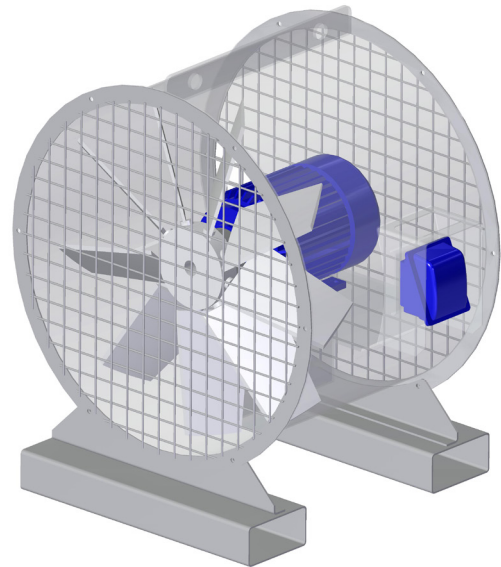


# Clemcorp Axial Fans - CC850

The CC850 Series of Low Pressure Axial Fans have been developed to provide large volume of air for workshop environments. The CC850 utilizes low speed motors for quieter operation. Available as single stage tube axial fans with flow rates up to 11m<sup>3</sup>/s and pressures up to 200Pa. The CC850 is only available in a 4kW version.

## KEY POINTS

- 1 Tube Axial Single Stage Design
- 2 Non - Ducted Applications
- 3 Variable Pitch Impellers
- 4 Single Stage Operation
- 5 11m<sup>3</sup>/s Flow Rate
- 6 High Flow Rate, Low Power, Workshop Cooling



## SPECIFICATIONS

DESCRIPTION	FAN SPEED	STAGES	PEAK PRESSURE	MAX VOLUME	BLADE ANGLES	MOTOR SIZE
CC850 Single Stage Tube Axial	995RPM	1	200Pa	11m <sup>3</sup> /s	48.5 Degrees	1 x 4kW

IMPELLER SPECIFICATIONS	DESCRIPTION
Impeller Material	AC601 Aluminium Alloy
Design	Variable Pitch
Casting Method	Sand Casting
Finish	Bare Aluminium, Epoxy Coatings on Request

## SPECIFICATIONS

FAN SPECIFICATIONS	DESCRIPTION
Fan Design	Single Stage Tube Axial
Fan Stages	Single Stage
Motor Power	4kW
Internal Diameter	856mm
Casing Thickness	3mm
Casing Finish	HD Galvanising, Paint Finish on Request
Flange OD	943mm
Hole PCD	905mm
Number of Holes	6
Hole Size	12mm
Hole Orientation	Offset from Top Dead Center
Lifting Mechanism	Full Length Lifting Bar with 40mm Holes
Serial Numbering	Laser Cut Stainless Steel Plates
Airflow And Rotor Direction	PolyCarbonate Arrows on Casings

MOTOR SPECIFICATIONS	DESCRIPTION
Windings	H Class Custom Specification
Insulation	Double H Class Insulation
Efficiency	>94%
Voltage	415v, 525v, 690v and 1000v
Frequency	50hz / 60hz
Poles	6P
Speed	990RPM
Frame	D132M
Mounting	Foot Mounting
Leads	1m Extended From Casing
Terminal Box	External on Fan Casing
Terminal Box Protection	Steel Guard around Box